

User manual

Student interface guide

Theory

Home **A1-A2** About Us My account

1. Log in. To start your lessons click "A1-A2" at the top of the page



2. Click on the lesson name to open it, read the explanations, examples, rules & exceptions



Listen to the audio for better understanding and correct pronunciation



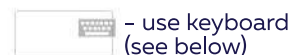
Page up



Practice

5 Practice

© activerussian.com



Your Progress wheel

5

Click when you're ready to see your results



Click to delete all your answers and start over; you can practice as much as you like.



Keyboard

For type-in exercises you can use your cyrillic keyboard, install it if you don't have it or use our website integrated keyboard

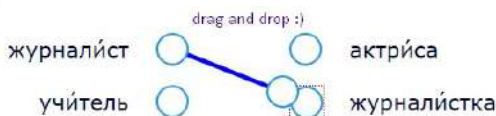
Open the screen keyboard if needed (the gray icon to the right), type in your answer, copy it from the keyboard and paste in into the blank field in the exercise.

Показать оценку

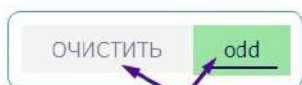
Click on this button at the bottom of the page under all exercises to find out the overall results for the entire lesson

How to work with exercises - examples

Most common types are "drag and drop", click on the checkmark or word, and type in your answer. See the examples below



Find the odd word



click on the mode (odd or clear) to turn it on, then click on the word of your choice

1. девушка, мужчина, женщина, бабушка



Answer the questions with the right gender:

Где театр? - Вот он. Где пицца? - Вот она. Где метро? - Вот оно.

- Где ресторан? - Вот он / она / оно
- Где мужчина? - Вот он / она / оно
- Где кафе? - Вот он / она / оно
- Где машина? - Вот он / она / оно
- Где отель? - Вот он / она / оно
- Где школа? - Вот он / она / оно